



National Marine Manufacturers Association

nmma.org

ECONOMIC SIGNIFICANCE OF RECREATIONAL BOATING IN CALIFORNIA

CONGRESSIONAL DISTRICT 18

Number of Recreational Boats*	14,596
Recreational Boating Industry Businesses	13
Total Jobs	1,409
Annual Recreational Boating-Related Spending	\$72.4 MILLION

TOTAL ANNUAL ECONOMIC IMPACT OF RECREATIONAL BOATING:



\$173.1

 MILLION

RECREATIONAL BOATS IN CA-18

TOTAL BOATS* **▶ 14,596**

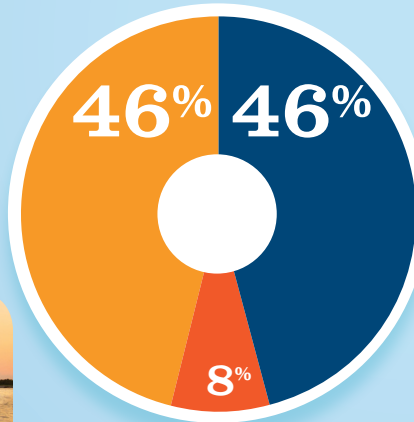
REGISTERED BOATS	14,596
Power boats	10,978
PWCs	1,646
Sailboats	1,938
Other Boats	34
HOUSEHOLDS PER BOAT	18.6



* Total boats are registered boats as reported by states to the USCG.

RECREATIONAL BOATING CREATES JOBS IN CA-18

TOTAL BOATING JOBS	▶ 220
Boat Building	-
Motor / Engine Mfgr.	-
Accessory / Supplies Mfgr.	102
Dealers / Wholesalers	17
Boat Services	101

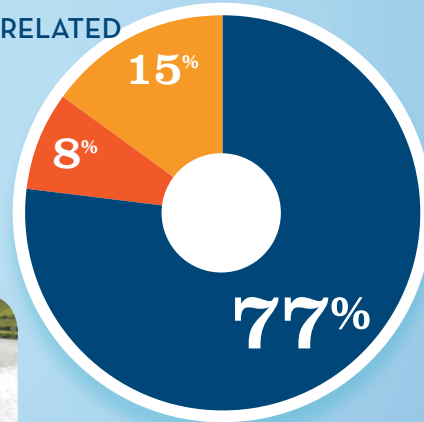


● BOAT BUILDING †
● MOTOR/ENG. MFGR. †
● ACC./SUPPLIES MFGR.
● DLRS/WHOLESALERS
● BOAT SERVICES
 † 0%



RECREATIONAL BOATING-RELATED BUSINESSES IN CA-18

TOTAL BUSINESSES	▶ 13
Boat Building	-
Motor / Engine Mfgr.	-
Accessory / Supplies Mfgr.	2
Dealers / Wholesalers	1
Boat Services	10

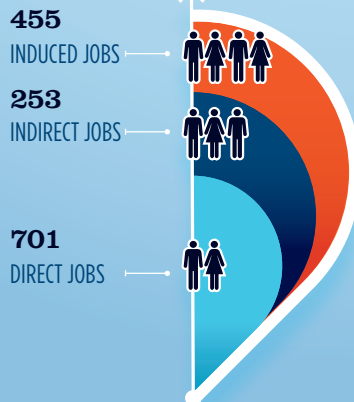


● BOAT BUILDING †
● MOTOR/ENG. MFGR. †
● ACC./SUPPLIES MFGR.
● DLRS/WHOLESALERS
● BOAT SERVICES
 † 0%



ESTIMATED JOBS IMPACT OF RECREATIONAL BOATING-RELATED SPENDING IN CA-18

EST. TOTAL JOBS	▶ 1,409
EST. TOTAL LABOR INCOME	\$57.8 MILLIONS
Est. Direct Income	\$24.0
Est. Indirect Income	\$14.0
Est. Induced Income	\$19.9



RECREATIONAL BOATING INDUSTRY SALES IN CA-18

Boat Building	\$0.0	\$0.0 MILLION
Motor / Engine Mfgr.	\$0.0	\$0.0 MILLION
Accessory / Supplies Mfgr.	\$1.3	\$0.0 MILLION
TOTAL MFG. SALES	▶ \$1.3	\$0.0 MILLION
Dealers / Wholesalers	\$8.0	\$1.3 MILLION
Boat Services	\$20.1	\$8.0 MILLION
TOTAL RETAIL & SERVICES SALES	▶ \$28.1	\$20.1 MILLION

● BOAT BUILDING
● MOTOR/ENG. MFGR.
● ACC./SUPPLIES MFGR.
● DLRS/WHOLESALERS
● BOAT SERVICES